

Environmental Consciousness and sustainability

7.1.2 Alternate Energy initiatives such as:

7.1.2 Percentage of annual power requirement of the institution met by the renewable energy source

Response:


Academic Year	Power Requirement met by renewable energy sources(kWh)	Total power requirement(kWh)	Renewable energy source (wind+solar)	Renewable energy generated and used(kWh)	Energy supplied to the grid	% of Renewable energy
June 2019-May 2020	874303	1249559.7	874303	8743033	587245	69.97%
June 2020-October 2021	581088	596392	581088	581088	450273	97.43%
Nov 2021 - Dec 2022	932556	1365568.5	437720	437720	320754	96.32%
Jan 2023 - May 2023	455250	682784.3	205487	205487	18650	93.22%


Environmental Consciousness and sustainability

7.1.2 Percentage of annual lighting power requirements met through LED bulbs

Total no of LED bulbs in the campus: 1125

Total lighting Requirements	Annual lighting power requirements met through LED bulbs (kWh)	percentage of Lighting through LED bulbs	Percentage of Lighting Through other sources
178260	142608	80%	20%

  
HOD/EEE

  
PRINCIPAL


PRINCIPAL,  
M. Kumarasamy College of Engineering,  
THALAVAPALAYAM,  
KARUR - 639 113


**ELECTRICITY CONSUMPTION REPORT WITH RENEWABLE ENERGY-CONTRIBUTION**


**Consumption Details- June 2022 - May 2023**

S.No	Month	Total EB Consumption(kWh)	From wind(kWh)	From Solar(kwh)	Billed Unit(kWh)	PERCENTAGE OF CONTRIBUTION OF RENEWABLE ENERGY %
1	Jun'22	24,887	19,844	5,220	*	100.00
2	Jul'22	48,210	41,254	6,992	2	100.00
3	Aug'22	52,223	40,556	8,923	2,744	94.75
4	Sep'22	48,120	27,995	12,782	7,343	84.74
5	Oct'22	22,772	16,110	3,552	3,110	86.34
6	Nov'22	23,140	15,220	8,221	2	100.00
7	Dec'22	26,560	16,442	10,741	2	100.00
8	Jan'23	22,063	21,772	9,223	*	100.00
9	Feb'23	32,420	21,655	10,114	651	60.60
10	Mar'23	31,456	19,866	11,270	320	65.38
11	Apr'23	35,228	22,123	12,886	219	88.51
12	May'23	36,593	45,148	31,430	232	67.67

						Average
<b>Total</b>	<b>403,672</b>	<b>307,985</b>	<b>131,354</b>	<b>14,625</b>		<b>87.33</b>

  
STAFF INCHARGE

  
HOD/EEE

  
PRINCIPAL  
PRINCIPAL,  
M. Kumarasamy College of Engineering,  
THALAVAPALAYAM,  
KARUR - 639 113